


**Ben Hassenger**  
**“Michigan’s Ukulele Ambassador”**  
**benhassenger@gmail.com**  
**www.benhassenger.com**  
**(517) 896-4025**



Aloha! I’m very happy we can gather in person again and I look forward to getting you started, or help you continue, your ukulele journey.

A little about me: I have lived in the Lansing Area all my life and am a proud resident of our Capital City. My father’s family is from Ishpeming in the Upper Peninsula, and my mother’s family from the Detroit area.

I play guitar and ukulele and perform in a trio called The Ukulele Kings as well as by myself as a singer/songwriter. I host the Lansing Area Ukulele Group (LAUGH), the Mighty Uke Day festival in Old Town Lansing, Interlochen’s Uketoberfest, Midwest Uke Camp in Holland, the Askokan Uke Fest in New York, and Yooper Uke Week in conjunction with the Hiawatha Music Co-op in Marquette.



I graduated from the Michigan State Department of Education. I’ve taught English as a Second Language for Okemos Public Schools, worked as music facilitator with the Clinton County Special Education program, and taught ukulele to students and teachers in classrooms and libraries around the state. I have also taught music, American culture, and English in China, Vietnam, and South Korea. In my “spare” time, I help my partner Rhea Van Atta with her Old Town General Store. I have a thirty-something son who is a cook and a musician, an Australian Cattle Dog named Toby, and two cats named Silo and Maddie

My favorite sport is Detroit Tigers baseball. Two songs I have written about the Tigers have been admitted into the National Baseball Hall of Fame.

To say the ukulele has changed my life would be a tremendous understatement. From happening upon my first festival in 2009 to becoming “Michigan’s Ukulele Ambassador”, the ukulele has brought me many new friends, furthered my understanding and appreciation of music, and gave me a renewed sense of purpose.

I feel the ukulele is the most folk of folk instruments, because it brings folks together. As Jake Shimabukuro once said, “If everyone played the ‘ukulele, the world would be a better place.” I sincerely believe that is true.

A stylized, handwritten signature in black ink, appearing to read "Ben".



This program is co-sponsored by Music is the Foundation 501(c)(3) and the Grand Ledge Area Public Library.

# ABOUT THE UKULELE

(from *Your World Encyclopedia*\*)



The earliest beginnings of the instrument that would come to be known as the ukulele can be attributed to Joao Fernandes, who arrived in Honolulu on August 23, 1879 aboard the *Ravenscrag*. Thankful for a safe journey, Fernandes leaped off the ship and began playing his braguinha, a small guitar-like instrument. The braguinha was an immediate hit with the Hawaiians who heard its sharp tones.

The Portuguese braguinha was adapted into something more like the ukulele we know by Manuel Nunez, another passenger on the *Ravenscrag*. The body was made larger and the steel strings were replaced with catgut then tuned differently. The native Hawaiian wood used to make these new instruments gave a unique sound to their playing. The wood of the koa tree was light and gave a strong resonance to the small instrument.

This new instrument was given the name "ukulele" (Hawaiian for "jumping flea") either after the way a performer's fingers jumped quickly around the fingerboard or after the skinny English performer Edward Purvis, who himself earned the nickname "Jumping Flea" due to his habit of jumping around the stage while playing his still unnamed braguinha-like instrument.



The ukulele's first formal introduction to North America came in 1915 when Hawaii opened its pavillion at the Panama-Pacific International Exposition. The ukulele had the same effect on the spectators at the Exposition as the braguinha had on the passersby at that Honolulu harbor some 150 years before. The ukulele charmed audiences and won a place in the popular music of the day.

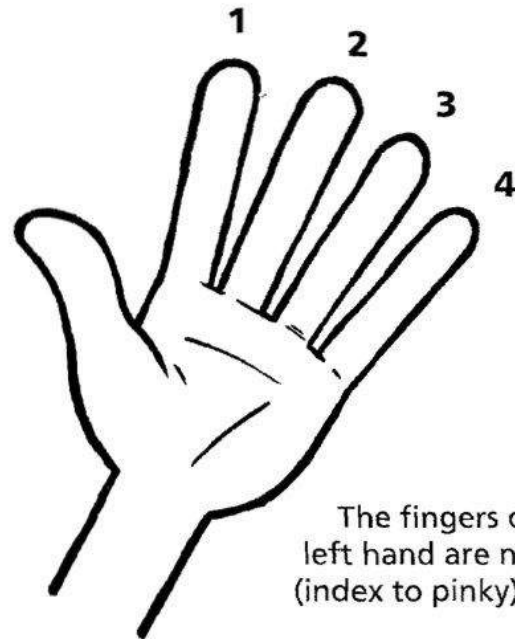
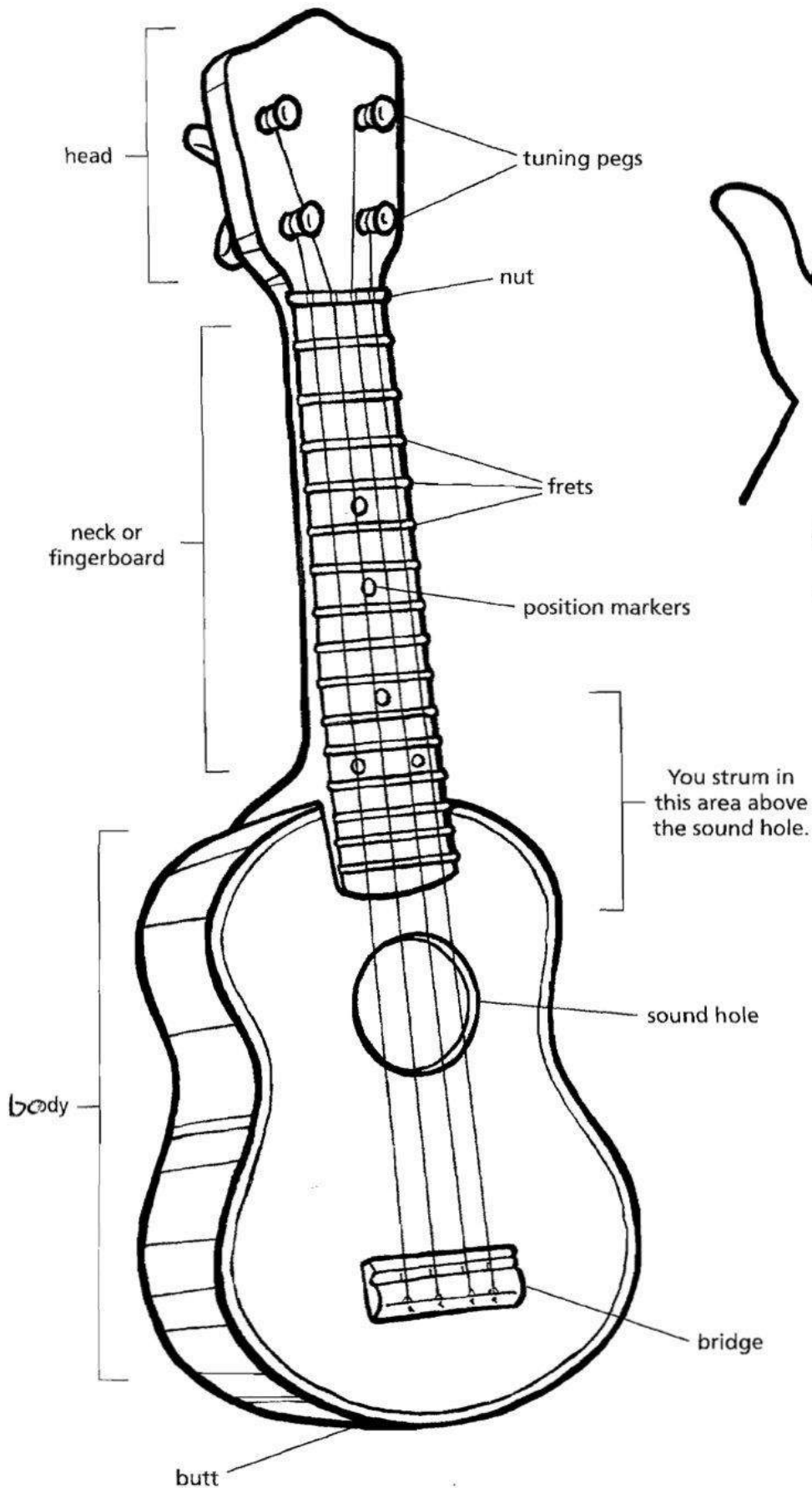


The ukulele enjoyed a resurgence in popularity in the 1950s when the South Pacific craze swept North America. When television personality Arthur Godfrey played and endorsed ukuleles on his program, sales of the little Hawaiian instrument went through the roof.

Though often regarded as a novelty instrument, the ukulele remains one of the most popular instruments in the world. Modern performers have included the ukulele in rock and roll, jazz, and classical pieces.

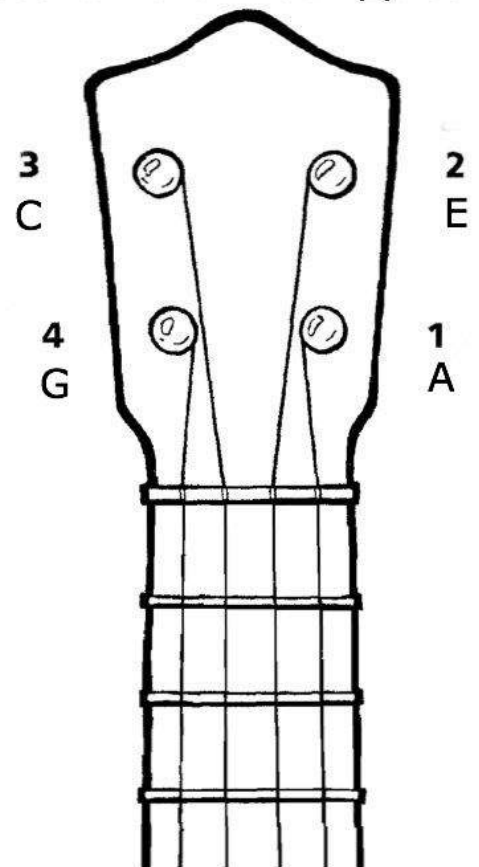
# UKULELE DIAGRAM

All this talk about ukuleles, and we haven't even been introduced to one. The drawings below name all the parts of a ukulele for you. We will refer to these various parts as we learn how to play, so this would be a good time to get your terminology straight.



The fingers of your left hand are numbered (index to pinky) 1, 2, 3, 4.

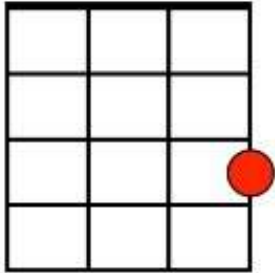
*"Good Children Eat Apples"*



The four strings are numbered (left to right) 4, 3, 2, 1.

# Lesson 1 – C chord

**C**



## Chord #1: C

The C chord is one of the easiest and most useful chords. In fact, you can play two songs right now using only the C chord! To form a C chord, place your ring finger on the A string, right behind the third fret. Now strum all four strings. They should all sound clear.



## Row, Row, Row Your Boat

**C**

Row, row, row your boat, gently down the stream

**C**

Merrily, merrily, merrily, merrily, life is but a dream!

## Ukulele (Are You Sleeping?)

**C**

Ukulele, ukulele

**C**

Let it play, let it play

**C**

We'll have lots of fun, we'll have lots of fun

**C**

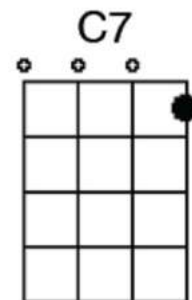
Every day, every day



*Can you make up your own verses to these songs?*

## Electric Doctor Shimmy

Shimmy, shimmy koko bop, shimmy shimmy bop  
Shimmy, shimmy koko bop, shimmy shimmy bop – aaah!  
Shimmy, shimmy koko bop, shimmy shimmy bop  
Shimmy, shimmy koko bop, shimmy shimmy bop – aaah!



*Brother bought a coconut, he bought it for a dime  
His sister had another one she paid it for the lime*

*She put the lime in the coconut, she drank 'em both up  
She put the lime in the coconut, she drank 'em both up  
She put the lime in the coconut, she drank 'em both up  
She put the lime in the coconut, she call the doctor, woke him up*



*Said, "Doctor, ain't there nothin' I can take?"  
I said, "Doctor, to relieve this belly ache"  
I said, "Doctor, ain't there nothin' I can take?"  
I said, "Doctor, to relieve this belly ache"*

We gonna rock down to Electric Avenue  
And then we'll take it higher  
We gonna rock down to Electric Avenue  
And then we'll take it higher

Kilowatts keep singing "Electric Avenue"  
Coconuts sing: "Doctor"  
KoKo Bops sing: "Shimmy Shimmy Koko Bop"



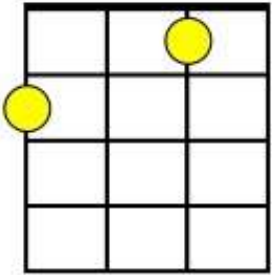
Everyone sings "Shimmy Shimmy Koko Bop" and fade out

"Ahhhhhh . . ."



# Lesson 2 – F chord

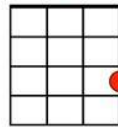
**F**



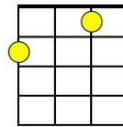
## Chord #2: F

Place your middle finger on the G string (second fret) and your index finger on the E string (first fret). Make sure all the strings are clear and you have the F chord. Now, let's use the F and the C chords in a song or two!


**C**



**F**



**C**



**F**

## Ain't No Bugs on Me

**F**  
Well there ain't no bugs on me, there ain't no bugs on me  
**C**  
There may be bugs on some of you mugs, but there ain't no bugs on me.

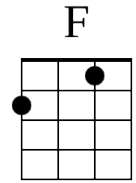
**F**  
Juney bug comes in the month of June lightning bug comes in May,  
**C**  
Bed Bug comes any ol' time, but he ain't gonna stay

**F**  
Peanut sittin' on a railroad track, his heart was all a-flutter,  
**C**  
Along came a choo-choo down the track, TOOT TOOT peanut butter

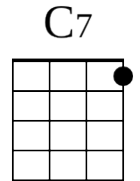
**F**  
We had a cat down on the farm, she ate a ball of yarn  
**C**  
When the baby kittens were born, they all had sweaters on

# Deep in the Heart of Texas

[F] The stars at night are big and bright (4 claps)  
Deep in the heart of [C7] Texas  
The prairie sky is wide and high (4 claps)  
Deep in the heart of [F] Texas



[F] The sage in bloom is like perfume (4 claps)  
Deep in the heart of [C7] Texas  
Reminds me of the one I love (4 claps)  
Deep in the heart of [F] Texas



[F] The coyotes wail along the trail (4 claps)  
Deep in the heart of [C7] Texas  
The rabbits rush around the brush (4 claps)  
Deep in the heart of [F] Texas

[F] The cowboys cry “ki-yip-pee-yi” (4 claps)  
Deep in the heart of [C7] Texas  
The dogies bawl and bawl and bawl (4 claps)  
Deep in the heart of [F] Texas

## Down in the Valley traditional folk song

[F] Down in the valley valley so [C] low  
Hang your head over hear the wind [F] blow  
Hear the wind blow dear hear the wind [C] blow  
Hang your head over hear the wind [F] blow

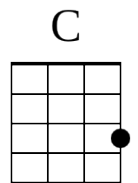
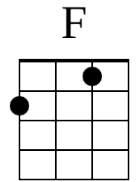
[F] Roses love sunshine violets love [C] dew  
Angels in heaven know I love [F] you  
Know I love you dear know I love [C] you  
Angels in heaven know I love [F] you

[F] If you don't love me love whom you [C] please  
Throw your arms 'round me give my heart [F] ease  
Give my heart ease love give my heart [C] ease  
Throw your arms round me give my heart [F] ease

[F] Build me a castle forty feet [C] high  
So I can see her as she rides [F] by  
As she rides by love as she rides [C] by  
So I can see her as she rides [F] by

[F] Write me a letter send it by [C] mail  
Send it in care of Birmingham [F] jail  
Birmingham jail dear Birmingham [C] jail  
Send it in care of Birmingham [F] jail

[F] Down in the valley valley so [C] low  
Hang your head over hear the wind [F] blow  
Hear the wind blow dear hear the wind [C] blow  
Hang your head over hear the wind [F] blow





# Jambalaya Hank Williams

Intro: [F]

[F] Good-bye Joe, me gotta go, me oh [C] my oh  
Me gotta go pole the pirogue down the [F] bayou  
My Yvonne, the sweetest one, me oh [C] my oh  
Son of a gun, we'll have big fun on the [F] bayou

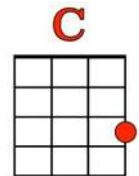
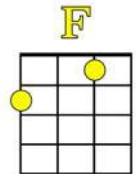
[F] Jambalaya and a crawfish pie and file' [C] gumbo  
'Cause tonight I'm gonna see my ma cher a[F]mio  
Pick guitar, fill fruit jar and be [C] gay-o  
Son of a gun, we'll have big fun on the [F] bayou

[F] Thibodeaux, Fontainenot, the place is [C] buzzin'  
Kinfolk come to see Yvonne by the [F] dozen  
Dress in style and go hog wild, me oh [C] my oh  
Son of a gun, we'll have big fun on the [F] bayou

[F] Jambalaya and a crawfish pie and file' [C] gumbo  
'Cause tonight I'm gonna see my ma cher a[F]mio  
Pick guitar, fill fruit jar and be [C] gay-o  
Son of a gun, we'll have big fun on the [F] bayou

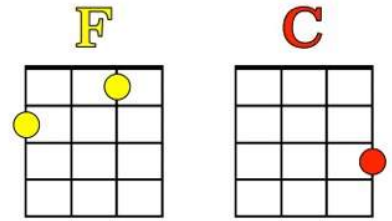
[F] Settle down, far from town, get me a [C] pirogue  
And I'll catch all the fish in the [F] bayou  
Swap my mon to buy Yvonne what she [C] need-o  
Son of a gun, we'll have big fun on the [F] bayou

[F] Jambalaya and a crawfish pie and file' [C] gumbo  
'Cause tonight I'm gonna see my ma cher a[F]mio  
Pick guitar, fill fruit jar and be [C] gay-o  
Son of a gun, we'll have big fun on the [F] bayou [C] [F]



## Pay Me My Money Down

[F] I thought I heard the captain say  
Pay me my [C] money down  
Tomorrow is our sailing day  
Pay me my [F] money down



### *Chorus*

Pay me you owe me  
Pay me my [C] money down  
Pay me or go to jail  
Pay me my [F] money down

As soon as the boat was clear of the bar  
Pay me my [C] money down  
He knocked me down with the end of a spar  
Pay me my [F] money down

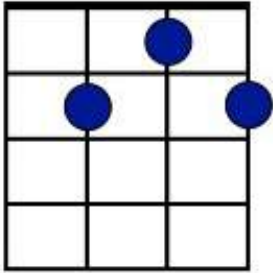
### *Chorus*

Well, If I'd been a rich man's son  
Pay me my [C] money down  
I'd sit by the river and watch it run  
Pay me my [F] money down

### *Chorus*

# Lesson 3 – G7 chord

## G7



### Chord #3: G7

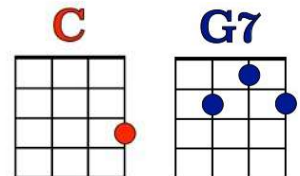
Think of this chord as a triangle. Place your index finger on the E string (first fret), your middle finger on the C string (second fret), and your ring finger on the A string (second fret). Make sure all the strings ring clear and you have the G7 chord.

### How Much is the Doggie in the Window?

C G7 C  
How much is that doggie in the window, the one with the waggely tail?  
C G7 C  
How much is that doggie in the window? I do hope that doggie's for sale.  
C G7 C  
I don't want a bunny or a kitten. I don't want a parrot that talks.  
C G7 C  
I don't want a big bowl of goldfish. 'Cause you can't take a fish for a walk.

### Shortnin' Bread

C  
Mama's little baby loves shortnin', shortnin',  
C G7 C  
Mama's little baby loves shortnin' bread  
C G7 C  
Two little babies, lying in bed. One was sick and the other half-dead.  
C  
Called for the doctor and the doctor said,  
C G7 C  
"Give that baby some shortnin' bread"



## BUFFALO GALS

[C] Buffalo gals, won't you come out tonight?  
[G7] Come out tonight, [C] come out tonight?  
[C] Buffalo gals, won't you come out tonight  
And [G7] dance by the light of the [C] moon

As [C] I was walking down the street  
[G7] Down the street, [C] down the street,  
A [C] pretty little gal I chanced to meet,  
Oh, [G7] she was fair to [C] see

### Chorus

I [C] asked her if she'd stop and talk  
[G7] Stop and talk, [C] stop and talk  
Her [C] feet took up the whole sidewalk  
And [G7] left no room for [C] me

### Chorus

I [C] asked her if she'd have a dance  
[G7] Have a dance, [C] have a dance  
I [C] thought that I might have a chance  
To [G7] shake a foot with [C] her

### Chorus

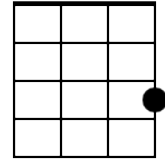
I [C] danced with a gal with a hole in her stockin'  
And her [G7] heels kept a-knockin' and her [C] toes kept a-rockin'  
I [C] danced with a gal with a hole in her stockin'  
And we [G7] danced by the light of the [C] moon

### Chorus

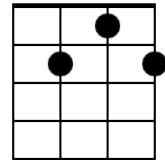
I [C] asked her if she'd be my wife  
[G7] Be my wife, [C] be my wife  
Then [C] I'd be happy all my life  
[G7] If she'd marry [C] me

[C] Buffalo gals, won't you come out tonight?  
[G7] Come out tonight, [C] come out tonight?  
[C] Buffalo gals, won't you come out tonight  
And [G7] dance by the light of the [C]↓ moon [G7]↓[C]↓

C

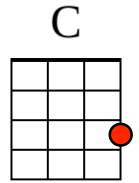


G7

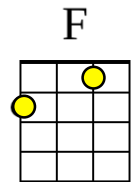


## Homegrown Tomatoes Guy Clark <https://youtu.be/VAJq6sHNktc> (key of B)

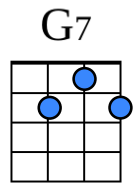
[C] Ain't nothin' in the world that I like better  
Than [F] bacon & lettuce & homegrown tomatoes  
[G7] Up in the mornin' out in the garden  
[C] Get you a ripe one don't get a hard one



[C] Plant em in the spring eat `em in the summer  
All [F] winter with out `em's a culinary bummer  
[G7] I forget all about the sweatin' & diggin'  
[C] Every time I go out & pick me a big one



*[C] Homegrown tomatoes homegrown tomatoes*  
*[F] What'd life be without homegrown tomatoes*  
*[G7] Only two things that money can't buy*  
*That's [C] true love & homegrown tomatoes*



[C] You can go out to eat & that's for sure  
But it's [F] nothin' a homegrown tomato won't cure  
[G7] Put `em in a salad, put `em in a stew  
You can [C] make your very own tomato juice

[C] Eat `em with eggs, eat `em with gravy  
[F] Eat `em with beans, pinto or navy  
[G7] Put `em on the side put `em in the middle  
[C] Put a homegrown tomato on a hotcake griddle . . . *Chorus*

[C] If I was to change this life I lead  
[F] I'd be Johnny Tomato Seed  
`Cause [G7] I know what this country needs  
[C] Homegrown tomatoes in every yard you see

[C] When I die don't bury me  
[F] In a box in a cemetery  
[G7] Out in the garden would be much better  
[C] I could be pushin' up homegrown tomatoes . . . *Chorus*

## Blowin' In The Wind by Bob Dylan, 1963

[C] How many [F] roads must a [C] man walk down  
Before you [F] call him a [C] man?  
Yes 'n [C] how many [F] seas must a [C] white dove sail,  
Before she [F] sleeps in the [G7] sand?  
Yes n' [C] how many [F] times must the [C] cannonballs fly,  
Before they're [F] forever [C] banned?

### CHORUS

*The [F] answer my [G7] friend is [C] blowin' in the [F] wind  
The [F] answer is [G7] blowin' in the [C] wind.*

[C] How many [F] times must a [C] man look up  
Before he can [F] see the [C] sky?  
Yes 'n [C] how many [F] ears must [C] one man have,  
Before he can [F] hear people [G7] cry?  
Yes n' [C] how many [F] deaths will it [C] take till he knows  
That too many [F] people have [C] died?

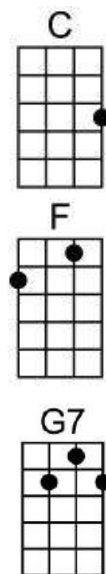
### CHORUS

*The [F] answer my [G7] friend is [C] blowin' in the [F] wind  
The [F] answer is [G7] blowin' in the [C] wind.*

[C] How many [F] years can a [C] mountain exist  
Before it's [F] washed to the [C] sea?  
Yes 'n [C] how many [F] years can some [C] people exist,  
Before they're [F] allowed to be [G7] free?  
Yes n' [C] how many [F] times can a [C] man turn his head  
Pretending he [F] just doesn't [C] see?

### CHORUS

*The [F] answer my [G7] friend is [C] blowin' in the [F] wind  
The [F] answer is [G7] blowin' in the [C] wind.*

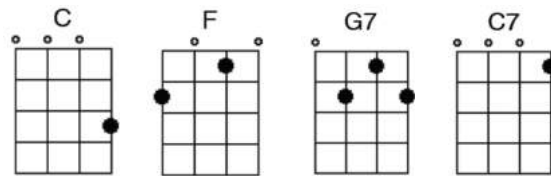




# **This Land is Your Land**

(MI Version)

new lyrics by Ben Hassenger



Intro: **[C]**

This land is **[F]** your land, this land is **[C]** my land  
From the Motor **[G7]** City to Mackinac **[C]** Island **[C7]**  
From the pine tree **[F]** forests to the Great Lakes **[C]** waters  
**[G7]** Michigan was made for you and **[C]** me

As I was **[F]** driving that ribbon of **[C]** highway  
I saw orange **[G7]** barrels all along **[C]** my way  
I hit a **[F]** pothole and blew a **[C]** tire  
**[G7]** Michigan was made for you and **[C]** me

Chorus

In the **[F]** UP, I ate a **[C]** pasty  
Lake Superior's **[G7]** beautiful, black flies are **[C]** nasty  
And all a**[F]**round me Yoopers were **[C]** sounding  
**[G7]** Michigan was made for you and **[C]** me

Chorus

You can be a **[F]** Wolverine or a **[C]** Spartan  
There's no **[G7]** state you'd rather have your **[C]** heart in  
I hear the **[F]** robin sweetly **[C]** singing  
**[G7]** Michigan was made for you and **[C]** me

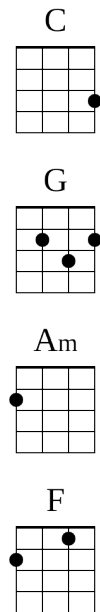
# Stand By Me (key of C as shown)

Ben E. King <https://youtu.be/hwZNL7QVJjE> (key of A)

Intro: [C] [Am] [F] [G7] [C]

*Standard G-C-E-A Tuning*

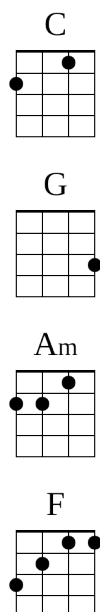
When the night has come  
[Am] And the land is dark  
And the [F] moon is the [G7] only light we'll [C] see  
No I won't be afraid.  
No I [Am] won't be afraid  
Just as [F] long as you [G7] stand, stand by [C] me  
  
So darling, darling stand by me.  
Oh [Am] stand by me.  
Oh [F] stand, [G7] stand by me  
[C] Stand by me



If the sky that we look upon  
[Am] Should tumble and fall  
Or the [F] mountain should [G7] crumble to the [C] sea  
I won't cry. I won't cry.  
No, I [Am] won't shed a tear  
Just as [F] long as you [G7] stand, stand by [C] me

*Baritone D-G-B-E Tuning*

And darling, darling stand by me.  
Oh [Am] stand by me.  
Oh [F] stand, [G7] stand by me,  
[C] Stand by me  
Whenever you're in trouble won't you stand by me.  
Oh [Am] stand by me.  
Oh [F] stand, [G7] stand by me  
[C] Stand by me



# Everybody Gets a Kitten

Jeremy Messersmith <https://youtu.be/TLP9f4jsqoM>

Standard  
tuning  
G-C-E-A

Intro: [C] | [F] | [C] | [F]

[C] Gotta say the future's [F] awesome

[C] Everything is a-o[F]kay

[C] All the work is done by [F] robots

[C] Every day is [F] Saturday

[Am] Future people all have [F] jet-packs

[Am] Fly around in flying [F] cars

[C] There's so much that I could [F] tell you

But the [G] coolest part by far [stop]

[C] Everybody gets a [F] kitten

[C] A new one every single [F] day

[C] Everybody gets a [F] kitten

You can [G] name if you want [stop]

Or you can give it away [C] | [F] | [C] | [F]

[C] There is no disease or [F] hunger

[C] Zero poverty or [F] war

[C] Life is just a giant [F] party

And [C] no one here is ever [F] bored

[Am] All the factories burn [F] rainbows

[Am] You can buy a house on [F] Mars

[C] There's so much that I could [F] tell you

But the [G] coolest part by far [stop]

[C] Everybody gets a [F] kitten

[C] A new one every single [F] day

[C] Everybody gets a [F] kitten

You can [G] name if you want, or not

[C] Everybody gets a [F] kitten

[C] A new one every single [F] day

[C] Everybody gets a [F] kitten

You can [G] name if you want [stop]

Or you can give it a[C-stop]way

C



F



Am



G



*Introducing the G chord*

Baritone  
tuning  
D-G-B-E

C



F



Am



G

